

COMPUTER USERS OF ERIE

CUE Newsletter – February 2021 (Volume 38 Number 2)



February CUE Meeting

The next CUE members' meeting is on Thursday February 18th at 7:00 PM, by a Zoom link in your email. No special details are available yet for the meeting. Look for details to be announced at the CUE website.



Visit the CUE
Website at:

www.cuerie.com

CUE is a member of APCUG



An International
Association of Technology
& Computer User Groups

CUE Calendar



Calendar events are subject to change. SIG stands for Special Interest Group.
(look for notices outside of the newsletter for delays or special news on meetings)

CUE Membership Meetings (typically 3rd Thursday of each month)
Thursday February 18th at 7 PM
Thursday March 18th at 7 PM

Beginner's User Group (BUG) SIG Meetings
To Be Scheduled Upon Request

Digital Photo SIG Meetings (typically 1st Saturday of each month except June/July/August)
Saturday February 6th at 9:30 AM
Saturday March 6th at 9:30 AM

Genealogy SIG Meetings (typically 1st Tuesday of each month)
Tuesday February 2nd at 7 PM
Tuesday March 2nd at 7 PM

MAC SIG Meetings (typically 2nd Saturday of each month except June/July/August)
Saturday February 13th at 9:30 AM
Saturday March 13th at 9:30 AM

Smartphone & Tablet SIG Meetings (typically 4th Monday of each month) (RSVP John Fair)
Monday February 22nd at 7 PM
Monday March 22nd at 7 PM

Windows SIG Meetings (typically 2nd Saturday of each month except June/July/August)
Saturday February 13th at 1 PM
Saturday March 13th at 1 PM

Big Sur Cloning

By Lou Cioccio at Computer Users of Erie

As many of you know, I was able to snag an eBay deal on a 2015 MacBook Pro 2.8 Ghz 16GB ram with no display and actually got one for \$300 plus Sales Tax.

I was able to put in NMVe SSD 500GB and thought I should upgrade to a 1TB drive.

One of the discussion problems I was seeing about Big Sur Mac OS X 11.2 was more in line with M1 Macs but not so much on the later Macs. Because of the APFS format of the drive, it is actually two partitions, one with the system files, and the other for the DATA files with has the Users folders.

So I was not sure if Carbon Copy Cloner, or even Ditto, would work. So I decided to do it the Apple Way, which seems simpler and straight forward. I had to format the NMVe SSD in its own case on my iMac to APFS format. Even though I have an NMVe adaptor in the Apple proprietary connector, in my search, it said it would not be able to format. Hence the eternal drive you see in this image that is connected to the laptop.



So I booted up the laptop into restore mode command + R key, as most Macs have a restore partition about the size of 700 MB. In restore you do need an internet connection as the OS may have new updates, as it had in this case. Before I left my bubble to do errands, the laptop had booted up several times creating the partitions that were needed.

Here is the back of the laptop and you need to remove several screws for removal.



Tools above, which were only two, a 000 Philips Head and Pentalobe driver.



Big Sur Cloning Continued

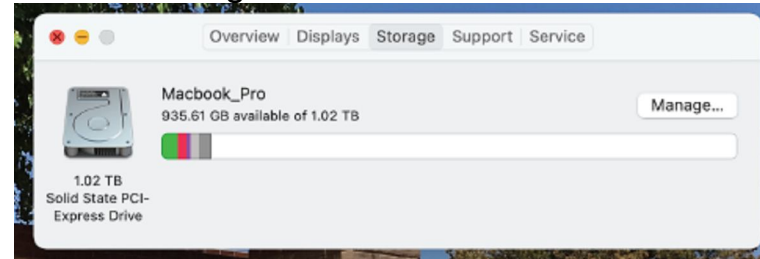
Here you can see the 500GB NMVe SSD resting in its adapter, it slides in and one screw holds its down. Both are the same physical size but storage size will be doubled. Also you see the glued, yes GLUED in battery, but there are safe DIY ways to remove with out a FIRE! It's Lithium you know!!!

Here are the two drives and the adapter that is needed for this to work.



Since the new drive is bootable, I had used the Restore and Migration that is built into the Mac OS. All I had to do was swap the drives. And in reverse order, to put it back together, if you look at the battery, I always disconnect the connector so as not to fry anything.

Now checking what I have done.



A lot of free space compared to the 500GB I had put in. This is one of the last upgradeable MacBook Pro, and with the new M1, no upgrade path and that's another story for a future discussion.

It does have TRIM support and it correctly sees the SSD.

So I have a good working laptop to write and do photography.

Generic SSD Controller:

INTEL SSDPEKNW010T9:

Capacity:	1.02 TB (1,024,209,543,168 bytes)
TRIM Support:	Yes
Model:	INTEL SSDPEKNW010T9
Revision:	001C
Serial Number:	BTNR02950LTL1P0B
Link Width:	x1
Link Speed:	8.0 GT/s
Detachable Drive:	No
BSD Name:	disk0
Partition Map Type:	GPT (GUID Partition Table)
Removable Media:	No
S.M.A.R.T. status:	Verified
Volumes:	
EFI:	
Capacity:	209.7 MB (209,715,200 bytes)
File System:	MS-DOS FAT32
BSD Name:	disk0s1
Content:	EFI
Volume UUID:	0E239BC6-F960-3107-89CF-1C97F78BB46B
disk0s2:	
Capacity:	1.02 TB (1,023,999,787,008 bytes)
BSD Name:	disk0s2
Content:	Apple_APFS

Connecting to Friends and Family Members

By Dorothy Fitch at GVR Computer Club (www.ccgvoz.org)

There are many ways to communicate electronically with people these days, keeping a safe distance. This article explores ways to communicate with lots of people at the same time.

By Email

You can create a group of contacts in your email program. Then you can create and send a message to that group and they will all get your message.

Use the BCC (Blind Carbon Copy) line for the group so that all the email addresses aren't visible to everyone. This protects the privacy of the recipients.

By Phone

Did you know that you can set up a conference call with all your friends and family for free?

Freeconferencecall.com is a free service that allows an unlimited number of people to call a phone number, enter an access code, and talk with all the other people on the line. The phone number to call isn't local, so long-distance charges may apply. However, most people have unlimited long distance for calls within the US these days.

Freeconferencecall.com also offers free screen sharing and video conferences. Compare their services to others on their website (scroll down to see the chart). (www.freeconferencecall.com/online-meetings)

By Video

There are many options for face-to-face communication using video. Your computer or device would need to have a camera.

In addition to freeconferencecall.com, noted above for audio meetings, there are also these other apps that are free (or very low-cost).

Zoom (<https://zoom.us/>) is a popular video conference application. The free version allows for unlimited 1 to 1 meetings, 40-minute sessions for 3 or more people, application sharing, and collaboration. Click to read about all their offerings (<https://zoom.us/pricing>). They are offering added support and training during the pandemic. Click for more information (<https://zoom.us/docs/en-us/covid19.html>).

Skype (www.skype.com/en/) is a free video communication tool that you can use to connect to other people who have Skype accounts. Software downloads are available for Windows, Mac, and Linux desktops and Apple and Android mobile devices. Click for a list of features (www.skype.com/en/features/). Skype also offers free video conferences and conference calls that anyone can join even if they don't have a Skype account; no special software is required. Read more about this feature (www.skype.com/en/free-conference-call/). (Skype is a product of Microsoft.)

Group FaceTime allows you to communicate with up to 31 other people at the same time. Here is how to get started

Connecting to Friends and Family Members Continued

(<https://9to5mac.com/2020/03/23/group-facetime-on-iphone-ipad/>).

Google Duo

(<https://duo.google.com/about/>), for Mac and Android devices, allows you to connect to up to 12 people (now up from 8) on phones, tablets, and computers.

Here are a few articles comparing these tools and tips for using them.

Compare Zoom vs FaceTime

(<https://comparisons.financesonline.com/zoom-vs-facetime>)

Zoom vs. Skype vs. Discord vs. Facetime vs. Google Hangouts (for Video

Conferencing Calls)

(<https://fatstacksblog.com/zoom-vs-skype-vs-discord-vs-facetime-vs-google-hangouts-for-video-conferencing-calls/>)

Using Zoom? Here are 10 tips to get the most of it (www.msn.com/en-us/news/technology/using-zoom-here-are-10-tips-to-get-the-most-of-it/ar-BB11ngKx)

Google Duo's group video limit rises to 12 people just at the right time (www.msn.com/en-us/news/technology/google-duos-group-video-limit-rises-to-12-people-just-at-the-right-time/ar-BB11MRxH?srcref=rss)



The Zoom logo, consisting of the word "zoom" in a blue, lowercase, sans-serif font.



Use Keyboard Commands to Create Screenshots in Win10

By John Stampfel at Brookdale Computer Users Group (www.bcug.com/)

I learn something new every day. To someone's question "In Windows 7 (or 8 or 10), is there a simple way to press "print screen," and then press just one more key (on the keyboard) to have the image automatically stored in a .jpg file with an auto-generated filename?"

I learned from the answer posted on Quora.com by Pauli Vaara:

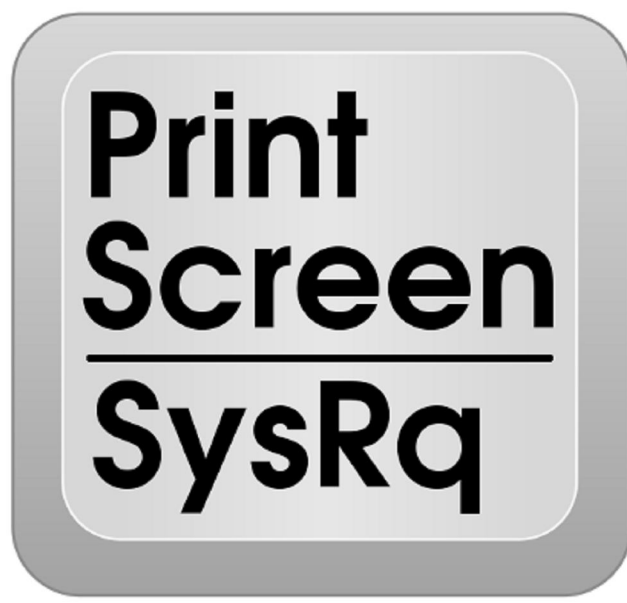
"Windows 10 has it built-in. Hold down the Windows key while pressing PrintScreen, and the screenshot will be stored in your user account's Pictures > Screenshots folder in .png format, which keeps the original quality, unlike .jpg, which 'mushes' everything more or less."

The modifiers (holding down ALT, or Shift, or Control) while doing this don't seem to have the same effect as without the Windows key. They used to let you select a section of the screen or the active window. Holding down Windows-ALTPrtScrn will capture the active window

only and save it in your user account's Video/Captures folder as a .png.

I used to use Windows-Shift-S to bring up the, also built-in, Windows 10 snipping tool. That allows selecting the area to be snipped. That saves the snip to the clipboard. With notifications turned on, it allows you to click and edit and share, but it brings up the Photos app. Maybe that is sometimes useful. One can annotate, modify, save, or "share" (send to email.) Sharing here in Photos also includes, in Windows 10, the ability to share directly to "nearby" computers which also have the feature "share with nearby computers" turned on. The other computer must accept the share (like AirDrop on iPhones.)

Need a screenshot of something while in Word, Excel, or PowerPoint on Windows 10? That is now built into those programs. Check the Insert menu. So, more than one way to skin a cat.



Genealogy Report for 1/5/21 SIG Meeting

The Genealogy SIG organized by Sue Mueller met on January 5, 2021 at 7:00 pm via Zoom. We had 23 members and one guest in attendance.

Helen Shimek was our guest speaker. She first gave an overview of DNA as a genealogy tool. The main topic was how to use Ancestry's ThruLines to analyze DNA matches. Ancestry now has eighteen million people in their data base making them the largest testing company. Many consider it the best test to take first as you venture into genetic genealogy. Then your raw DNA can be uploaded to other sites to expand your matches. Some of Helen's tips were:

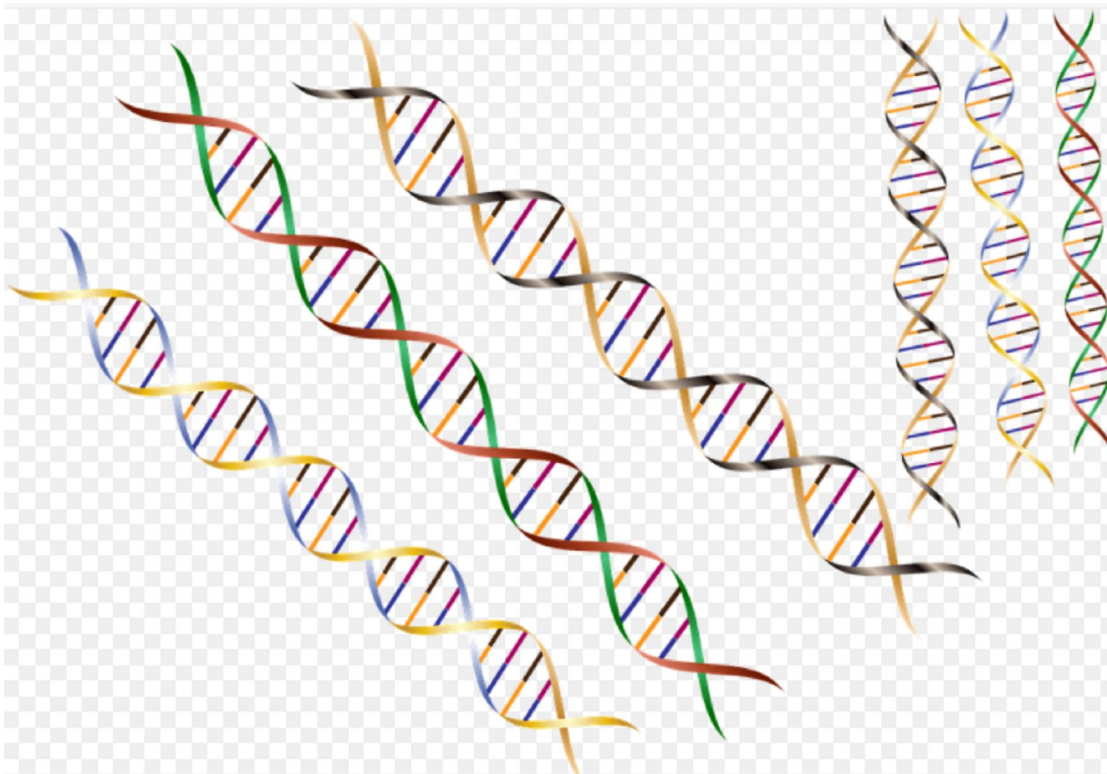
- Always have a goal in mind when beginning a search
- Use ThruLines or other similar tools as tips, not facts. The tool is based on information on other member trees and

may or may not be thoroughly documented.

- Don't add a person to your tree until you have checked all the sources found through ThruLines
- Living DNA is known for its British and Irish data bases
- Some people only take DNA test for ethnicity or health analysis and may not be interested in tracking family history, so not everyone will respond to your query
- My Heritage and 23andMe have similar tools
- Never give up!

Many thanks to Helen for the presentation.

Submitted by Connie Edwards



Smartphone & Tablet Report for 1/25/21 SIG Meeting

Before describing the SIG Meeting, I want to advise readers of the importance of the iOS 14.4 and iPad OS 14.4 update. Apple disclosed that three vulnerabilities in the previous versions of iOS 14 had been exploited by hackers and stressed the urgency of updating to the latest version to patch these vulnerabilities. News about this issue became widespread just after our SIG meeting. On to the meeting...

Despite not having met in December, no one brought questions for discussion. Last time we met, one member had wanted to know more about Widgets on the iPhone and we did not get to that subject. So we showed how to add Widgets to the Home Screen, a novelty added in iOS 14. We also went over stacking Widgets to avoid taking too much screen space and how Smart Stacks let Siri choose what Widget was on top depending on your usual activity at that time of day. We also reviewed the App Library and the alphabetic app listing that appears in the Library when you tap on Search and how to hide Home Screens that contain apps that you use infrequently.

I related a story of my search for a phone that has Face ID so my wife can more conveniently access Last Pass, her password manager. She has trouble using Touch ID on her iPhone 7 Plus. I had settled on an iPhone 12 Pro but came across an article describing how the magnetic fields and radios of all iPhone 12 models might interfere with medical devices such as pacemakers and defibrillators. Apple warned that the phone must be kept at least 6 inches from such devices or 15 inches away if wirelessly charging. Because my wife has a

pacemaker and sometimes falls asleep with her phone on her chest, I gave up on the idea of getting her one of these phones. Instead, I will get the new phone and she will inherit my iPhone 11 Pro Max.

Tongue in cheek, we stayed with the medical theme by asking if iPhones can get a virus. If you do not modify or "jailbreak" the phone and only get apps from the App Store, the answer is no. The OS is constructed to "sandbox" apps which prevents any app from accessing other apps. For that same reason any antivirus app would not work on an iPhone or iPad.

Sticking with Safety and security, I read portions of an article on "8 Apps Security Experts Would Never Have on Their Phone". We discussed the reasons for the apps being on the list. The 8 apps are: Google Assistant, WhatsApp, Facebook Messenger, Pokemon Go, Certain VPN's, COVID-19 tracing apps that did not come from the state, abandoned or unsupported apps and apps not obtained from your phone's app store. If your app is on the list, Google the title in quotes and read why the app is included in the list.

Apple continued to add privacy and security measures to this OS version. We went through many of them. Recording indicators show when the camera or microphone are turned on. Access to photos can be restricted. Apps can be restricted to knowing only your approximate location if their function does not require your precise location. Safari can give you a Privacy Report showing trackers that websites have attempted to install. You obtain a notice when an app

Smartphone & Tablet Report Continued

reads your clipboard. Safari also can check saved passwords for breaches and reuse of the same password.

The meeting drew to a close with a reminder that everyone should enter Emergency ID Information in the Health app. EMT's and ER staff know how to check for this information if the phone's owner cannot respond and the phone is locked. On a lighter note we

demonstrated using the Shazam music recognition app to identify song name and artist. IOS 14 included this app in the Control Center.

The next virtual SIG meeting will be held on Monday, February 22 at 7:00 PM. All are welcome.

John Fair

Shazam identifies songs playing around you

Click to Shazam



Secretary's Report for 1/21/21 CUE Meeting

The members of Computer Users Of Erie (CUE) met remotely on the web with a Zoom video conferencing link.

There were 25 people in attendance. Their names on screen were names they chose as login names. Their names on screen were Lee Williams, Jodi Scheisten, Elizabeth Wisniewski, Anne Rosthauser, Don Rhodes, Mary, Pam Selbe (from Oklahoma City), Paul Francis, Zoom User, Rick Godzwa, John Fair, Sue Mueller, Marcia Leller, Suzanne Matthews, Tim Donlin, James "Sam" Miller, Larry Johnson, Bob & Joanne, Pat Mickel, Hal Kelley, Sam Fletcher, Conrad, Janice Castro, Samuel Simpson, and Don With Galaxy.

Paul Francis started the CUE meeting at about 7:02 PM. New people were introduced including Mary and Pam. The latest minutes from the newsletter were accepted.

Treasurer Janice Castro gave a report on the CUE treasury with a current balance of \$3,712.00. A few recent bills were \$106.00 for the annual PO Box and \$31.78 for 2 months of Zoom service.

Sue Mueller spoke on the Genealogy Special Interest Group, that the latest

meeting had Helen Shimek speaking about DNA.

John Fair talked about the Smartphone & Tablet Special Interest Group, that there was no meeting in December.

John Fair mentioned that he is preparing the latest membership directory to print and mail to members. Members can let him know any changes to their membership information. John also mentioned that he attended the APCUG Roundtable zoom meeting, which had 92 in attendance, which gave various information and tips about computer groups. It is planned to be discussed more at the next CUE board meeting.

John Fair gave a presentation on 5G, called "The Reality of 5G in 2021" from about 7:15 PM to 7:59 PM. John later provided his slides from the presentation by email to the members.

There was a questions and answers session from about 7:50 to 8:18 PM and then the meeting was closed.

Respectfully Submitted,
Don Grim, Secretary

C U E Does Zoom!



A Note from the Editor

As usual, feel free to contribute information for the CUE newsletter. Whether it is small, large, an article, a tip, information, or pictures, you can send it to me and I will plan to include it in the newsletter. You can reach me at grimcyber@yahoo.com.

Remember that you can find recent news at the CUE website (cuerie.com). At times,

the website will have more recent news than the CUE newsletter since the website is updated continuously and the newsletter is updated monthly.

Stay Safe!

Editorially Speaking, Don Grim

Déjà vu!



PLEASE PRINT

**COMPUTER USERS OF ERIE
MEMBERSHIP APPLICATION**

Today's Date _____

Last Name	First Name
Address	
City, State	Zip
Home Phone	Cell Phone
Your Email	

The yearly dues are payable in August of each year. The dues are \$24 annual.

For NEW members only, when you join outside the annual cycle your initial dues are based upon the month you join. Follow the schedule below.

August \$24	September \$22	October \$20	November \$18
December \$16	January \$14	February \$12	March \$10
April \$8	May \$6	June \$4	July \$2

Information provided on this form will be placed into a CUE Membership Directory

What is your Computer or Device: (Circle)

Windows Mac Android iPhone iPad
Tablet Linux Other

What is your level of expertise? (Circle)

Novice I know some I want to learn more
Expert Geek

Send your completed application
to:

Computer Users of Erie

PO BOX 8941

Erie, Pa 16505-0941

What do you wish to gain by joining Computer Users of Erie?

Student membership is just \$15 per year (provide proof of student status)

CUE Officer Information

Officers

President	Paul Francis	pdfflyer@roadrunner.com	814-882-1175
Vice President	John Fair	johncfair@gmail.com	814-474-3055
Secretary	Don Grim	grimcyber@yahoo.com	814-461-8289
Treasurer	Janice Castro	jcastrocue@outlook.com	312-543-9128

At-Large Board

Hal Kelley	hal_kelley@outlook.com	814-836-1803
Suzanne Matthews	pdxmatthews@aol.com	814-790-4185
Susan Mueller	suepasta@roadrunner.com	814-622-1262
David Runser	ml350djr@gmail.com	814-873-1740
Conrad Sobczak	hatsob@verizon.net	814-899-9699

Alternate At-Large Board

Lou Cioccio	lcioccio@mac.com	814-868-1320
Marsha Keller	dekmak43@gmail.com	814-449-4682

Special Interest Groups

Beginner's (BUG)	Lou Cioccio	lcioccio@mac.com	814-868-1320
Digital Photo	Lou Cioccio	lcioccio@mac.com	814-868-1320
Genealogy	Susan Mueller	suepasta@roadrunner.com	814-622-1262
MAC	Lou Cioccio	lcioccio@mac.com	814-868-1320
Smartphone & Tablet	John Fair	johncfair@gmail.com	814-474-3055
Windows	Lou Cioccio	lcioccio@mac.com	814-868-1320

Other Resources:

CUE Historian	Tom Kuklinski	tkuklinski@gmail.com	814-746-9165
DOS Information	Don Grim	grimcyber@yahoo.com	814-461-8289
Editor	Don Grim	grimcyber@yahoo.com	814-461-8289
Librarian	Tanya Mattson	449tlm@gmail.com	814-833-1404
Membership Chair	John Fair	johncfair@gmail.com	814-474-3055
Webmaster	Tom Kuklinski	tkuklinski@gmail.com	814-746-9165

CUE Disclaimer

The Computer Users of Erie (CUE), a nonprofit affiliate of APCUG, is not connected with, nor does it represent the interests of such organizations as IBM, Apple, Texas Instruments, Microsoft, or any other manufacturer or vendor, nor can it assume responsibility for the accuracy or misrepresentation of materials or statements found in advertisements, articles, announcements, or presentations appearing in its newsletter or at CUE sponsored meetings. The members of the CUE Board of Directors, committees, and SIGs are volunteers giving of their time and energy to assist CUE members through education. CUE shall not be held liable in name or performance for the outcome of activities or agreements to provide services offered by any person in the name of CUE. CUE welcomes comments, letters, original articles and programs for its newsletter. Such materials may be submitted to: CUE Editor, P.O. Box 8941, Erie, PA, 16505-0941. Also you can email grimcyber@yahoo.com. Permission is hereby granted to other nonprofit computer user groups to reprint articles appearing herein, unless specifically restricted, provided credit is given to both its author, if known, and its original source.

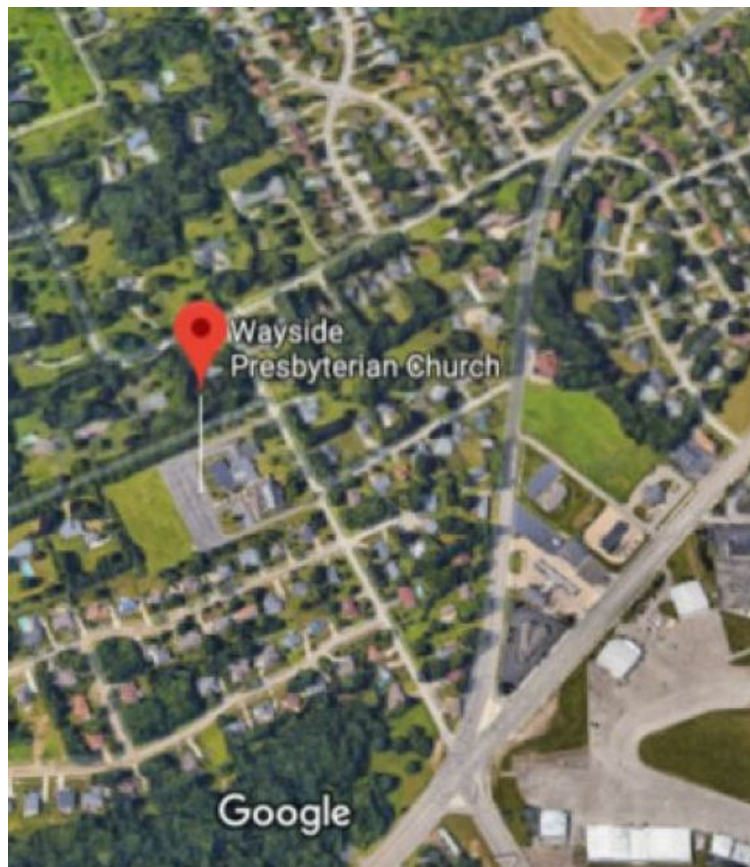
Directions to Wayside Presbyterian Church for CUE Meetings

Wayside Presbyterian Church, at 1208 Asbury Road, is approximately three blocks north of the intersection of Asbury Road and Route 5. This intersection is at the northwest corner of the Erie International Airport property. Following Asbury, turn left at the first marked driveway for the church. During the afternoon winter schedule (10:00 AM for the months of November, January, February and March), entry is through the two sets of blue double doors. Use the buzzer to gain entry if the doors are locked. During the normal evening schedule (7:00 PM the remaining months) use the double doors on the south side of the Christian Education wing. Signs are posted in the building to direct you to the meeting room.

From West of Erie International Airport: Follow Route 5 to the intersection of Asbury and Route 5. Turn hard left onto Asbury Road. Look for the church on the left approximately 3 blocks north of the intersection.

From South of Erie: Take Interstate 79 north to the 26th Street (Route 20) Exit. Bear left onto 26th Street (Route 20) west. Follow Route 20 about 3.4 miles west to Asbury Road. Turn right (at the Sheetz Gas Station) onto Asbury and follow it straight across Route 5. Look for the church on the left approximately 3 blocks north of the intersection.

From East of Erie International Airport: Follow 26th Street (Route 20) west to Asbury Road. Turn right onto Asbury and follow it straight across Route 5. Look for the church on the left approximately 3 blocks north of the intersection. OR, follow 12th Street (Route 5) west past the airport to Asbury Road. Turn right onto Asbury Road. Look for the church on the left approximately 3 blocks north of the intersection.



About the Newsletter

The CUE Newsletter is published monthly by the Computer Users of Erie (CUE), an independent nonprofit computer user group, dedicated to the education and support of our members. The opinions expressed herein are those of the individual authors or the editor, and do not necessarily reflect the opinions of CUE. This publication is Copyright © 2018 by the Computer Users of Erie. All rights reserved. Permission to reprint is hereby granted to any Nonprofit Organization, as long as proper credit is given, or not restricted by the original author or source. **Advertising:** Advertising is welcome from both our members and commercial sources. For current advertising rates, please send an email to the Editor requesting a copy of the Ad Rates file. **Address Changes:** Any recipient of the newsletter is urged to submit a change of address notification to the Editor, either via US Mail to the address shown below, or (preferably) via email, so we may keep our records accurate. **Newsletter Exchange:** CUE welcomes newsletters from other user groups. If you would like to exchange newsletters, either by US Mail or via electronic (Internet) delivery, please send your newsletter to the address listed below. We will add your name to our mailing list and send you our newsletter in return. **Submissions:** Submissions are always welcome from our members or outside sources. Submissions may be articles, images, cartoons, etc. For first time authors, please request a copy of our Submissions Guidelines from the Editor, prior to submitting any items. This will help to eliminate publication delays. Submissions are due by the 5th of each month. **Correspondence:** General correspondence to CUE may be sent via US Mail to: Computer Users of Erie, PO Box 8941, Erie, PA 16505-0941 USA. Email to: cuerie@gmail.com. Editor Email to: grimcyber@yahoo.com.

CUE Membership Benefits



As the largest computer users group in northwest Pennsylvania, CUE has served Erie and surrounding communities since 1982. CUE provides a forum for people to learn about computers and have fun doing so. The group meets the third Thursday each month, with the exception of the months of July and December. In July the group gathers for a picnic and December is the annual holiday party (dates vary). CUE meetings are at Wayside Presbyterian Church, 1205 Asbury Road, Erie. Meetings from April through October are at 7:00 p.m. From November through March, the meetings are at 10:00 AM in the morning, except it will stay at 7:00 p.m. during the Caronavirus Pandemic.

Our monthly meetings are open to the public regardless of age or ability. Many of our members are senior citizens who span a wide range of capabilities and interests but share a desire to know more about how to use computer related technology. Our role is to provide a forum for continuous learning from each other. CUE has a closed Google gmail group that is used to communicate with members and to post questions/problems to seek answers from the membership. Members pay an annual membership fee of \$24 to receive a membership directory, monthly newsletter, availability to monthly general meetings, and any of the Special Interest Group (SIGs) meetings, usually held in a member's home. Locations and times vary, so check the online EVENTS Calendar on the website for the latest information. SIG topics include:

- Digital photography [and photo safari]
- Genealogy
- Macintosh computers
- Computer troubleshooting
- Beginners users group (BUG)
- Handheld smartphones and tablets

CUE is a member of the Association of Personal Computer User Groups (APCUG). APCUG is an International, platform-independent, volunteer-run, non-profit organization devoted to helping member User Groups offer enhanced services to their members. Some of the membership benefits include:

- Speakers bureau
- Free virtual technology conferences
- Regional conference
- Push newsletter articles
- Discounts and special offers from vendors
- User group newsletters online

Find us online at <http://www.cuerie.com/>. And Facebook @cuerie

Computer Users of Erie
PO Box 8941
Erie, PA 16505-0941

Postmaster:
Address Service Requested



Address label here